

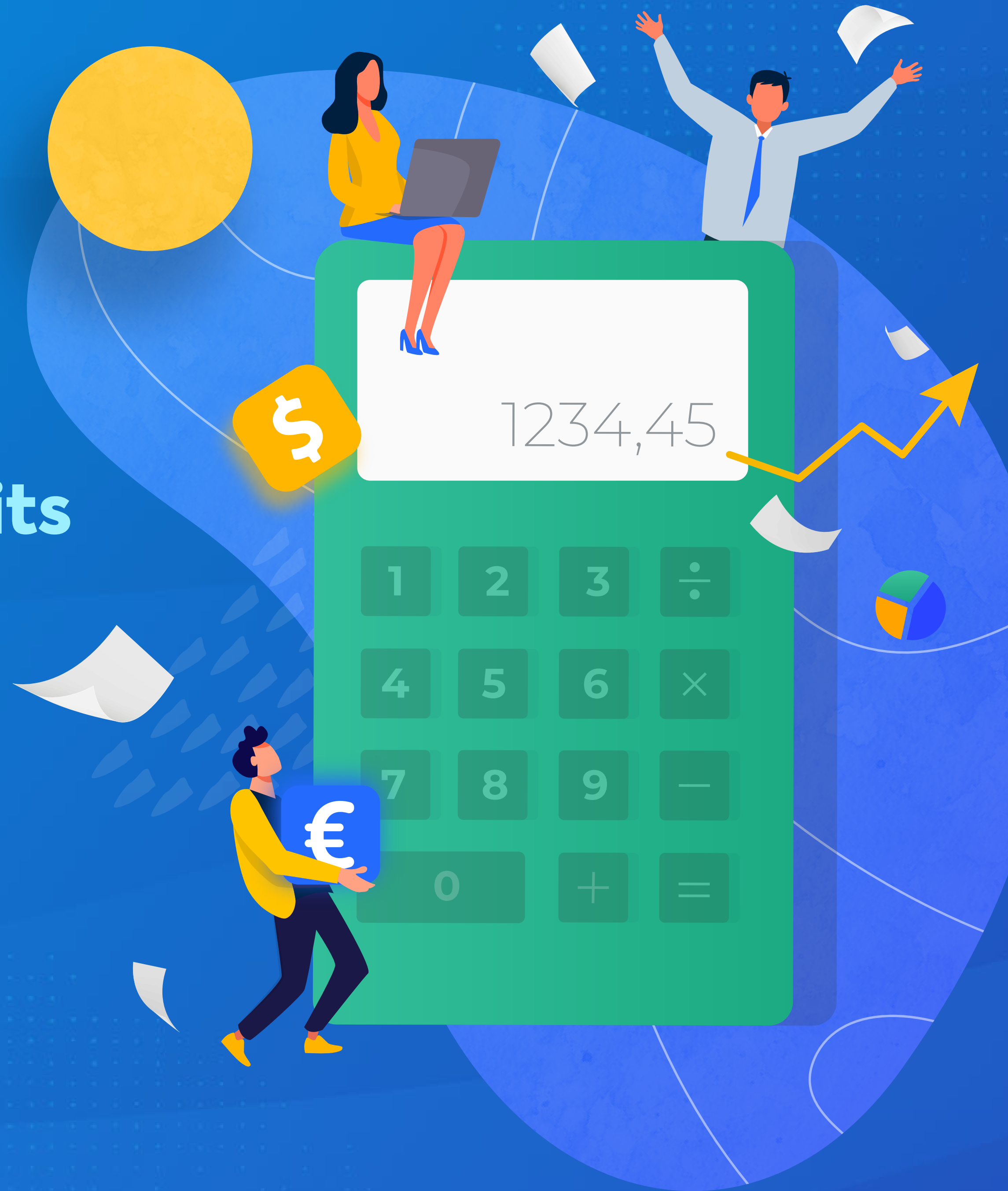


Scopic

Analyze your business, make better decisions, increase profits

Affordable analytic services to help you visualize your financial status, improve accuracy and make better business decisions.


scopicsoftware.com



Track your business performance through Scopic's Financial Modeling and Analytics Services

Understanding your company's current and future operating status is crucial to have a healthy, sustainable business. We offer financial modeling services that empower small businesses to understand their company's standing through cash flows and projections – resulting in better, more informed business decisions. Data analysis supported by visual solutions will allow you to view your company's overall performance in one place.

Don't delay making data-driven decisions any longer! Our affordable analytics services were created with small businesses in mind. To fit within tight budgets while providing high-value results.



Make Informed Financial Decisions

Your business is dynamic and as time changes, you need to adapt to new financial markets. Financial modeling services allow you to gather, analyze and visualize your business' financial performance; making it a crucial method in the decision-making process. There is no better time than now, to track your financial performance to make data-driven decisions.

Ask us about our discounted rates for financial modeling and analytics services!

Built for small businesses, our affordable financial modeling and analytics services can help support your company's operations with activities such as:



Budgeting

Plan, track, modify, and analyze your financial cash flows.



Measuring KPIs

Analyze your company's financial performance, distribute resources, track projects' profitability, and evaluate ROIs to maximize financial stability.

What can Scopic's Analytics Services Do for You?

Our tailored data modeling solutions can help you identify areas in your business that need closer attention. We want to help you maximize your business opportunities by making data-driven decisions. We've developed our services to support companies across different verticals.

Let us help you develop financial plans through our affordable modeling services rates:

Cost-Benefit Analysis

Assess new business opportunities. Our team of experts can help you review your capital and analyze crucial variables.

KPI Performance Analysis

Find the key performance indicator to assess your business's financial growth. From operating cash-flow to ROE, our team of experts is ready to support you with your financial and operational parameters.

Business Intelligence

Transform your data into actionable results. We can help you organize your data and enhance visualization through in-depth-graph reporting.

Financial Projections

We can analyze your business historical data to create asserted projections on future earnings and expenses.

Real-Time Reporting Visualization

Evaluate your company's financial performance in real time. We have created a high value analytics service with enhanced forecasting capabilities to support financial commitments. Real time data can help you make informed decisions for your business and identify the areas that need additional support.



Visualize your company's performance


Our team of experts will work hand in hand with you to organize your data, create easy-to-read dashboards, analyze results, and provide conclusions to support your daily financial decisions. Through the use of tools such as [PowerBI](#) and [Klipfolio](#), our team will help you get meaningful insights so you can turn them into actionable results.

PowerBI is a business analytics tool that provides interactive visualizations of a company's performance in real time. Klipfolio also supports our financial services by providing access to historical data, all in one place. Through PowerBI and Klipfolio's integrations, we can pull your data from a myriad of sources, organize it, and provide comprehensive reports. These reports encompass dashboards with engaging visual elements that provide a full spectrum of the financial status. Additionally, you can share reports across different departments or anyone outside of the company.



Scopic's Financial Modeling & Analytics in Action

Not only do we help small businesses with financial services, but we put them into action in our internal operations. Our experts have developed custom dashboards to track the accuracy of revenue forecasting and the hiring process at Scopic.



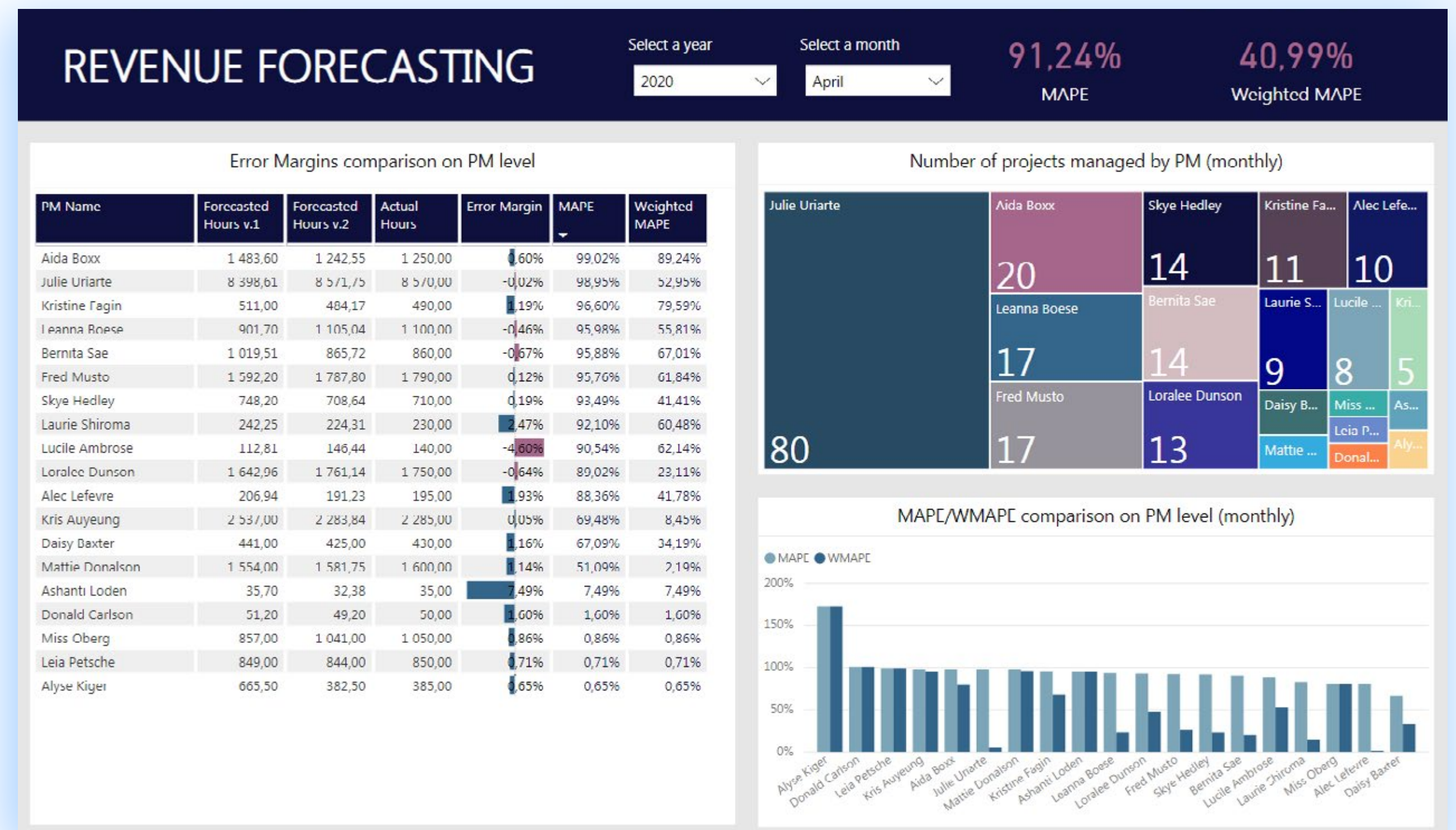
How Revenue Forecasting Improves Accuracy

We have developed custom dashboards to assess the overall revenue forecasting accuracy from a company and project management standpoint through PowerBI.

On a company level, historical data is reviewed to check the accuracy of financial planning and budgeting.

On a project management level, it reviews a project manager's forecast based on an error margin to identify the PMs with the highest accuracies.

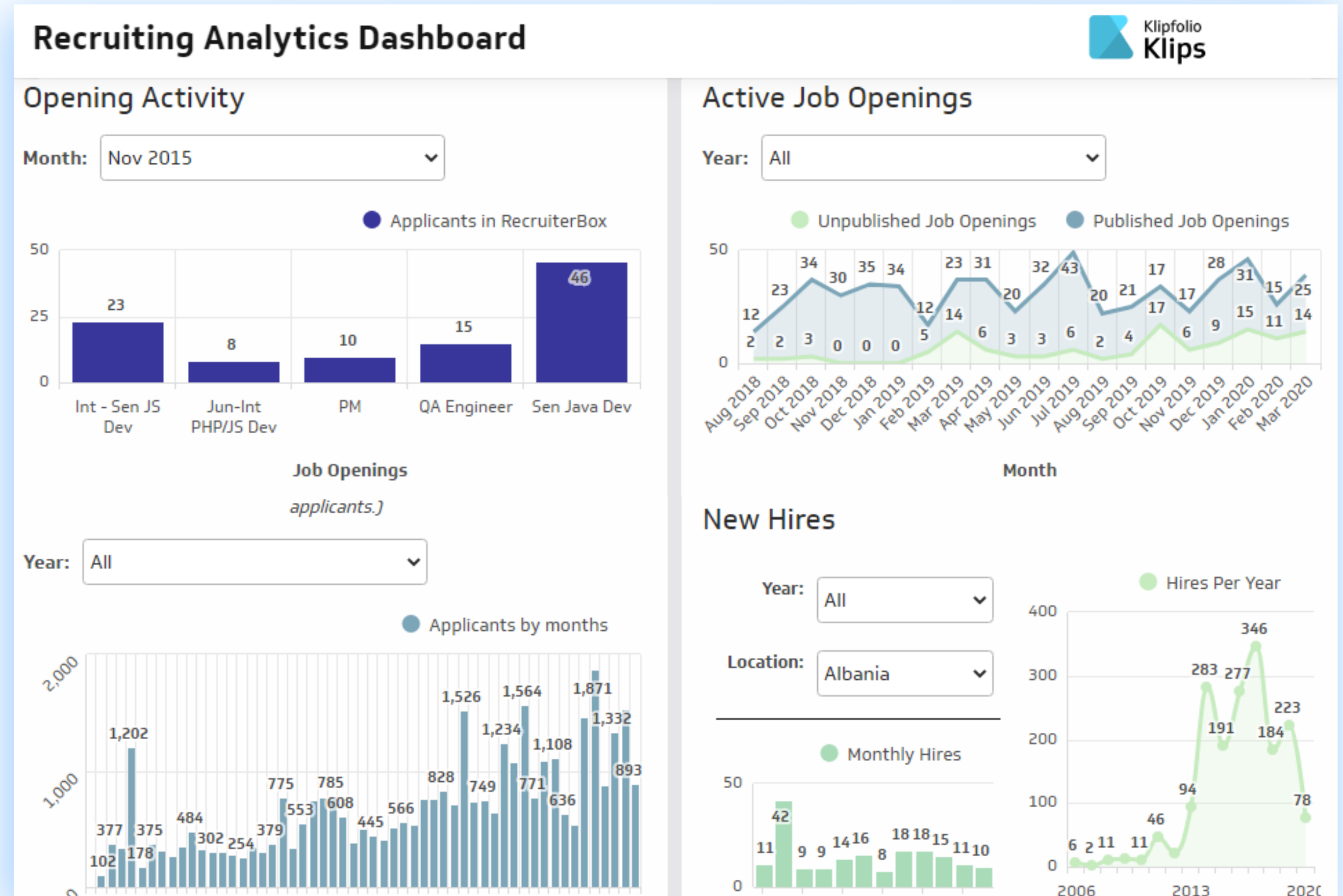
[View the Dashboard Here](#)



How To Measure New Recruits Success Rates

The recruiting dashboard powered by Klipfolio reviews a company's historical hiring process. Our financial team has developed the dashboard to provide an overview of the number of jobs openings, advertising initiatives, referrals, interview activity, new recruits and recruits' geographical location. It also provides historical information about the efficiency, retention, and success rates of new hires.

[Check Out The Dashboard Here](#)



Do you need to assess the impact of your financial decisions, visualize cash flows or improve your financial stability? Enhance your decision-making process and visualize the impact of potential investments and events with Scopic's financial services.

Contact us today!

scopicsoftware.com

analytics@scopicsoftware.com

+1 (508) 886-3240
+1 (855) 717-5586 (toll free)



12 Carly Circle
Rutland MA 01543 US